















XXXIX EFRA EUROPEAN CHAMPIONSHIP

09-13 July 2019 SACILE ITALY

Cat.: [NITRO] Group n.9 Run: 1

RACE RESULTS

Pos.	Num	Driver	Laps	Cons. Laps	Best Lap
1	2	140 Baldo Bryan 	10	2:18.832	0:45.996
2	4	126 Valente Leonardo 	10	2:19.037	0:46.231
3	6	36 Mört Max 	9	2:20.045	0:45.723
4	9	78 Krüger Marcel 	10	2:20.077	0:46.356
5	3	54 Medjoubi Rayan 	10	2:20.932	0:46.308
6	1	94 Clancy Jamie 	10	2:21.885	0:47.045
7	7	18 Trieb Juergen 	10	2:22.512	0:47.211
8	5	43 Aigoin Jérôme 	10	2:23.052	0:46.745
9	12	150 Berg Hampus U17 	10	2:23.847	0:47.419
10	11	159 Pittet Jeremy 	10	2:26.920	0:47.349
11	10	87 Sommer Tom U17 	9	2:31.712	0:49.456
12	8	28 Pedersen Carsten holm U17 	9	2:37.133	0:51.142

Best lap: Mört Max in 0:45.723

Chronological Times

Lap n.	Driver 1	Driver 2	Driver 3	Driver 4	Driver 5	Driver 6	Driver 7	Driver 8	Driver 9	Driver 10
1	53.304	47.715	47.952	48.140	46.745 !	52.244	1:07.140	51.837	46.927	57.368
2	47.045 !	50.519	57.371	47.854	47.192	47.600	49.818	1:01.122	47.888	1:03.307
3	47.674	1:03.580	49.544	47.103	49.115	46.404	48.108	51.142 !	46.927	49.557
4	47.166	46.544	47.874	47.204	1:07.758	48.486	47.479	55.950	47.439	56.058
5	49.433	57.331	46.690	1:33.683	50.542	57.270	47.897	1:05.556	1:04.778	50.413
6	48.256	46.456	47.376	46.477	55.160	2:07.391	47.773	51.444	46.720	51.843
7	48.260	46.527	47.914	47.005	50.429	46.947	48.430	53.113	46.356 !	49.456 !
8	47.653	45.996 !	46.308 !	46.237	49.185	47.375	47.865	52.576	47.001	52.573
9	49.567	46.309	47.242	46.569	47.492	45.723 !	47.436	52.719	47.437	50.320
10	47.972	46.553	47.382	46.231 !	50.206		47.211 !		51.465	

Chronological Times

Lap n.	Driver 11	Driver 12	Driver 13	Driver 14	Driver 15	Driver 16	Driver 17	Driver 18	Driver 19	Driver 20
1	51.234	48.120								
2	47.349 !	49.466								
3	50.872	48.042								
4	59.736	47.745								
5	54.549	48.060								
6	48.427	1:20.402								
7	50.525	49.104								
8	47.968	49.007								
9	51.918	47.419 !								
10	53.534	48.136								

Race director: _____