















XXXIX EFRA EUROPEAN CHAMPIONSHIP

09-13 July 2019 SACILE ITALY

Cat.: [NITRO] Group n.10 Run: 1

RACE RESULTS

| Pos. | Num | Driver | Laps | Cons. Laps | Best Lap |
|------|-----|--|------|------------|----------|
| 1 | 2 | 141 Baldo Oscar  | 10 | 2:19.713 | 0:46.415 |
| 2 | 4 | 118 Polito dal bello Mattia U17  | 10 | 2:19.740 | 0:45.963 |
| 3 | 11 | 131 Duraes Carlos  | 10 | 2:22.053 | 0:46.832 |
| 4 | 1 | 98 Jones Lewis  | 10 | 2:22.812 | 0:46.624 |
| 5 | 5 | 50 Koegler Félix  | 10 | 2:23.080 | 0:47.248 |
| 6 | 12 | 152 Palsson Jessica U17  | 10 | 2:23.170 | 0:47.414 |
| 7 | 3 | 61 Sartel Jérôme  | 10 | 2:23.751 | 0:47.420 |
| 8 | 9 | 75 Keller Carsten  | 10 | 2:24.689 | 0:47.209 |
| 9 | 8 | 25 Götzl Max U17  | 10 | 2:25.467 | 0:47.399 |
| 10 | 10 | 117 Menabue Mattia  | 9 | 2:28.727 | 0:48.868 |
| 11 | 7 | 3 Bauer Dominic  | 7 | 2:29.003 | 0:47.242 |
| 12 | 6 | 33 Hyvärinen Joonas  | 10 | 2:29.225 | 0:49.240 |

Best lap: Polito dal bello Mattia U17 in 0:45.963

Chronological Times

| Lap n. | Driver 1 | Driver 2 | Driver 3 | Driver 4 | Driver 5 | Driver 6 | Driver 7 | Driver 8 | Driver 9 | Driver 10 |
|--------|-----------------|-----------------|-----------------|-----------------|-----------------|-----------------|-----------------|-----------------|-----------------|-----------------|
| 1 | 53.745 | 48.362 | 48.281 | 47.213 | 47.248 ! | 55.344 | 1:06.130 D | 50.892 | 48.492 | 53.025 |
| 2 | 1:15.360 | 46.436 | 50.267 | 46.942 | 48.106 | 50.732 | 48.094 | 52.629 | 47.453 | 1:09.652 |
| 3 | 51.740 | 49.801 | 47.937 | 46.356 | 47.726 | 49.240 ! | 47.242 ! | 48.515 | 50.150 | 1:06.019 |
| 4 | 46.624 ! | 1:02.497 | 49.157 | 46.442 | 47.685 | 49.253 | 54.360 | 49.271 | 47.209 ! | 50.702 |
| 5 | 47.378 | 46.482 | 48.842 | 48.915 | 1:03.884 | 1:04.475 | 47.401 | 48.348 | 48.081 | 54.972 |
| 6 | 48.810 | 46.452 | 47.420 ! | 1:05.505 | 47.848 | 49.604 | 49.622 | 48.012 | 59.874 | 49.883 |
| 7 | 47.307 | 48.837 | 47.489 | 46.533 | 48.342 | 49.495 | 52.683 | 1:00.423 | 54.688 | 48.868 ! |
| 8 | 47.796 | 46.711 | 50.511 | 47.366 | 52.103 | 50.543 | | 48.817 | 47.453 | 50.359 |
| 9 | 56.052 | 46.415 ! | 49.012 | 45.963 ! | 51.981 | 52.243 | | 49.251 | 47.941 | 49.500 |
| 10 | 48.624 | 46.587 | 54.908 | 46.539 | 52.899 | 50.718 | | 47.399 ! | 49.295 | |

Chronological Times

| Lap n. | Driver 11 | Driver 12 | Driver 13 | Driver 14 | Driver 15 | Driver 16 | Driver 17 | Driver 18 | Driver 19 | Driver 20 |
|--------|-----------------|-----------------|-----------|-----------|-----------|-----------|-----------|-----------|-----------|-----------|
| 1 | 50.709 | 48.647 | | | | | | | | |
| 2 | 46.832 ! | 47.851 | | | | | | | | |
| 3 | 48.979 | 47.822 | | | | | | | | |
| 4 | 1:03.670 | 48.526 | | | | | | | | |
| 5 | 53.500 | 1:01.603 | | | | | | | | |
| 6 | 53.269 | 47.414 ! | | | | | | | | |
| 7 | 47.164 | 48.260 | | | | | | | | |
| 8 | 46.904 | 47.496 | | | | | | | | |
| 9 | 47.985 | 47.938 | | | | | | | | |
| 10 | 47.171 | 48.298 | | | | | | | | |

Race director: _____