















XXXIX EFRA EUROPEAN CHAMPIONSHIP

09-13 July 2019 SACILE ITALY

Cat.: [NITRO] Group n.11 Run: 2

RACE RESULTS

Pos.	Num	Driver	Laps	Cons. Laps	Best Lap
1	4	108 Berton Riccardo 	11	2:14.089	0:44.448
2	5	127 Zanchettin Alex 	10	2:14.839	0:44.725
3	2	144 Canas Juan carlos U17 	11	2:15.208	0:44.834
4	3	44 Aigoin Yannick 	10	2:16.509	0:45.080
5	1	96 Cragg Neil 	11	2:17.932	0:45.594
6	7	10 Mayr Andreas 	11	2:18.071	0:45.426
7	11	155 Hofer Patrick 	10	2:19.364	0:46.163
8	12	129 Musso Thomas 	10	2:19.426	0:45.959
9	8	27 Culmsee Pelle 	10	2:20.017	0:46.265
10	9	76 Kilic Berkan U17 	9	2:20.618	0:45.991
11	10	77 Kilic Burak U17 	9	2:20.704	0:45.805
12	6	31 Heinonen Ari 	10	2:24.058	0:46.535

Best lap: Berton Riccardo in 0:44.448

Chronological Times

Lap n.	Driver 1	Driver 2	Driver 3	Driver 4	Driver 5	Driver 6	Driver 7	Driver 8	Driver 9	Driver 10
1	46.886	46.484	51.204	45.798	45.667	1:01.297	47.090	47.705	45.991 !	46.048
2	49.887	45.810	46.024	45.546	48.936	46.535 !	47.550	47.991	46.798	47.967
3	55.776	46.092	1:14.259	44.949	44.900	50.849	46.451	1:08.175	47.829	46.689
4	46.471	47.624	46.212	44.692	44.999	46.674	46.409	47.154	47.991	53.202
5	47.696	1:00.229	46.098	44.448 !	44.940	46.787	45.426 !	46.265 !	46.230	46.042
6	46.092	45.541	46.113	56.829	1:31.863	58.713	46.236	46.970	46.743	46.054
7	45.934	45.189	48.317	56.231	44.725 !	47.503	46.691	46.782	2:03.730	2:05.132
8	46.698	45.324	45.080 !	45.576	47.387	51.780	47.310	47.017	47.902	45.805 !
9	45.951	45.050	45.835	45.587	45.882	50.492	46.367	47.563	46.730	46.232
10	46.387	44.834 !	45.594	44.642	49.358	47.871	45.974	54.268		
11	45.594 !	45.438		44.632			46.779			

Chronological Times

Lap n.	Driver 11	Driver 12	Driver 13	Driver 14	Driver 15	Driver 16	Driver 17	Driver 18	Driver 19	Driver 20
1	48.239	46.509								
2	47.032	46.368								
3	47.369	46.549								
4	46.810	57.561								
5	46.761	46.527								
6	46.620	46.434								
7	46.163 !	52.058								
8	46.581	45.959 !								
9	1:06.443	46.274								
10	46.905	1:25.888								

Race director: _____