















XXXIX EFRA EUROPEAN CHAMPIONSHIP

09-13 July 2019 SACILE ITALY

Cat.: [NITRO] 1/128 finals A Run: 1

RACE RESULTS

| Pos. | Num | Driver | Laps | Total Time | Best Lap |
|------|-----|--|------|--------------------|----------|
| 1 | 6 | 46 Bales Davy +40  | 18 | 0:15:24.167 | 0:49.937 |
| 2 | 3 | 40 Saarinen Jere U17  | 18 | 0:15:25.651 | 0:49.506 |
| 3 | 10 | 135 Dias Pedro  | 18 | 0:15:26.095 | 0:50.158 |
| 4 | 5 | 80 Müller Florian  | 18 | 0:15:28.039 | 0:49.700 |
| 5 | 7 | 32 Heinonen Arto +40  | 18 | 0:15:40.879 | 0:49.089 |
| 6 | 2 | 117 Menabue Mattia  | 18 | 0:15:41.184 | 0:48.437 |
| 7 | 8 | 105 Perogiannakis Giannis +40  | 18 | 0:15:44.108 | 0:49.360 |
| 8 | 4 | 2 Bajzek Stephan  | 18 | 0:15:50.411 | 0:49.904 |
| 9 | 9 | 92 Boon Kyle  | 17 | 0:15:01.397 | 0:49.407 |
| 10 | 11 | 47 Barbillon Rémy  | 17 | 0:15:02.323 | 0:49.758 |
| 11 | 12 | 30 Heinonen Aapo U17  | 17 | 0:15:22.496 | 0:51.632 |
| 12 | 1 | 130 Rüger Vincent U17  | - | | |

Best lap: Menabue Mattia in 0:48.437

Chronological Times

| Lap n. | Driver 1 | Driver 2 | Driver 3 | Driver 4 | Driver 5 | Driver 6 | Driver 7 | Driver 8 | Driver 9 | Driver 10 |
|--------|----------|-----------------|-----------------|-----------------|-----------------|-----------------|-----------------|-----------------|-----------------|-----------------|
| 1 | | 36.850 | 35.367 | 40.987 | 38.458 | 38.567 | 38.916 | 39.995 | 40.482 | 39.493 |
| 2 | | 1:01.464 | 55.469 | 50.555 | 50.727 | 50.921 | 54.154 | 51.812 | 51.903 | 50.947 |
| 3 | | 55.230 | 49.506 ! | 53.289 | 56.367 | 54.988 | 55.292 | 53.450 | 54.649 | 55.717 |
| 4 | | 51.299 | 53.792 | 1:01.329 | 52.678 | 54.228 | 52.794 | 55.605 | 1:02.539 | 52.454 |
| 5 | | 49.508 | 50.418 | 51.718 | 50.704 | 51.754 | 55.371 | 51.890 | 56.786 | 52.650 |
| 6 | | 51.810 | 57.094 | 49.904 ! | 51.321 | 50.589 | 52.505 | 53.211 | 50.190 | 51.355 |
| 7 | | 50.916 | 52.412 | 50.009 | 50.652 | 50.093 | 53.739 | 50.020 | 54.487 | 50.794 |
| 8 | | 57.920 | 50.840 | 50.948 | 53.732 | 54.607 | 49.912 | 53.192 | 54.150 | 52.864 |
| 9 | | 49.776 | 53.700 | 50.152 | 50.541 | 52.526 | 49.985 | 50.387 | 57.906 | 57.835 |
| 10 | | 57.610 | 1:02.183 | 58.818 | 58.759 | 1:00.839 | 1:02.554 | 1:15.545 | 54.305 | 51.602 |
| 11 | | 49.782 | 49.904 | 50.014 | 49.700 ! | 52.177 | 53.913 | 51.541 | 51.682 | 50.729 |
| 12 | | 50.675 | 49.744 | 56.005 | 50.823 | 50.818 | 50.371 | 50.611 | 50.429 | 52.018 |
| 13 | | 50.020 | 52.033 | 58.166 | 49.896 | 50.199 | 50.592 | 50.381 | 49.407 ! | 50.787 |
| 14 | | 50.302 | 51.747 | 52.934 | 57.204 | 49.986 | 50.538 | 50.977 | 51.460 | 50.158 ! |
| 15 | | 51.305 | 49.967 | 54.674 | 50.512 | 50.510 | 52.321 | 49.731 | 56.321 | 51.482 |
| 16 | | 1:08.186 | 50.808 | 52.139 | 54.763 | 50.255 | 53.079 | 55.953 | 51.172 | 51.450 |
| 17 | | 50.094 | 50.353 | 56.038 | 50.561 | 51.173 | 49.089 ! | 50.447 | 53.529 | 52.273 |
| 18 | | 48.437 ! | 50.314 | 52.732 | 50.641 | 49.937 ! | 55.754 | 49.360 ! | | 51.487 |

Chronological Times

| Lap n. | Driver 11 | Driver 12 | Driver 13 | Driver 14 | Driver 15 | Driver 16 | Driver 17 | Driver 18 | Driver 19 | Driver 20 |
|--------|-----------------|-----------------|-----------|-----------|-----------|-----------|-----------|-----------|-----------|-----------|
| 1 | 42.459 | 44.436 | | | | | | | | |
| 2 | 52.080 | 53.517 | | | | | | | | |
| 3 | 52.258 | 57.826 | | | | | | | | |
| 4 | 58.703 | 53.186 | | | | | | | | |
| 5 | 51.332 | 52.976 | | | | | | | | |
| 6 | 51.190 | 53.936 | | | | | | | | |
| 7 | 53.440 | 53.393 | | | | | | | | |
| 8 | 52.296 | 52.801 | | | | | | | | |
| 9 | 58.235 | 51.632 ! | | | | | | | | |
| 10 | 59.205 | 1:05.498 | | | | | | | | |
| 11 | 51.120 | 52.181 | | | | | | | | |
| 12 | 52.192 | 58.950 | | | | | | | | |
| 13 | 50.844 | 51.757 | | | | | | | | |
| 14 | 51.788 | 53.175 | | | | | | | | |
| 15 | 49.758 ! | 52.060 | | | | | | | | |

Race director: _____

Chronological Times

| Lap n. | Driver 11 | Driver 12 | Driver 13 | Driver 14 | Driver 15 | Driver 16 | Driver 17 | Driver 18 | Driver 19 | Driver 20 |
|--------|-----------|-----------|-----------|-----------|-----------|-----------|-----------|-----------|-----------|-----------|
| 16 | 54.999 | 53.812 | | | | | | | | |
| 17 | 1:00.424 | 1:01.360 | | | | | | | | |

Race director: _____