















XXXIX EFRA EUROPEAN CHAMPIONSHIP

09-13 July 2019 SACILE ITALY

Cat.: [NITRO] 1/32 finals B Run: 1

RACE RESULTS

Pos.	Num	Driver	Laps	Total Time	Best Lap
1	4	124 Tescione Giuseppe 	25	0:20:18.782	0:47.497
2	5	41 Salonen Tomi +40 	25	0:20:30.746	0:47.327
3	10	59 Robin Dan 	25	0:20:33.619	0:48.223
4	1	74 Hinderer Tim 	25	0:20:50.472	0:47.347
5	3	19 Trieb Marcel U17 	25	0:20:53.673	0:47.813
6	2	111 Flamini Niko 	24	0:20:01.689	0:48.278
7	9	122 Scaramozzino Alessandro U17 	24	0:20:03.724	0:47.749
8	12	17 Spannbruckner Werner 	24	0:20:15.983	0:47.908
9	8	37 Poutianen August 	24	0:20:17.562	0:48.320
10	7	51 Lemaire Théo U17 	24	0:20:19.577	0:48.088
11	11	33 Hyvärinen Joonas 	24	0:20:28.487	0:47.917
12	6	95 Cox Kieran U17 	24	0:20:46.045	0:47.686

Best lap: Salonen Tomi +40 in 0:47.327

Chronological Times

Lap n.	Driver 1	Driver 2	Driver 3	Driver 4	Driver 5	Driver 6	Driver 7	Driver 8	Driver 9	Driver 10
1	34.911	37.538	43.141	39.038	36.732	40.842	43.367	41.301	39.772	38.408
2	48.912	48.674	50.812	49.149	48.053	52.180	48.782	53.080	49.127	48.755
3	51.963	51.205	55.550	49.580	48.188	55.224	48.946	51.733	55.327	49.302
4	48.242	49.139	48.632	50.407	47.327 !	53.974	51.608	50.180	51.913	48.698
5	48.476	48.865	48.952	48.642	49.567	49.801	50.432	51.737	47.920	48.598
6	48.694	48.706	47.813 !	48.422	48.603	49.827	50.549	48.762	49.159	49.064
7	55.004	52.370	49.225	49.956	50.062	47.735	49.443	50.392	49.152	48.839
8	48.759	49.107	48.935	48.790	48.610	51.235	52.094	49.983	53.926	48.730
9	48.928	49.349	54.892	48.152	49.530	53.020	53.441	50.560	53.956	55.248
10	56.037	48.716	49.451	55.082	56.421	58.552	1:05.403	1:01.114	47.970	49.017
11	49.601	57.117	48.360	48.003	48.328	49.689	48.383	48.673	48.662	48.576
12	47.347 !	50.961	48.529	48.549	48.129	48.411	48.738	52.639	47.877	48.258
13	52.543	49.152	49.065	48.104	48.168	53.462	51.615	48.654	48.921	49.038
14	48.996	48.517	48.693	48.044	54.184	48.733	59.025	49.792	48.749	48.777
15	54.615	50.274	49.393	48.672	48.127	48.544	48.359	49.627	50.199	48.922
16	48.630	49.607	48.428	48.785	48.433	50.872	49.727	48.320 !	49.407	48.650
17	52.191	49.238	55.446	48.076	56.932	58.610	50.107	50.633	56.947	58.093
18	56.856	1:01.327	51.398	54.260	48.577	48.570	54.851	58.620	48.847	49.665
19	48.997	48.427	48.478	48.178	48.174	47.686 !	48.572	50.085	47.749 !	49.682
20	49.602	48.278 !	48.641	47.902	53.178	53.291	48.313	51.172	48.778	49.196
21	49.026	48.906	52.886	48.200	48.486	54.869	49.440	49.395	51.276	49.406
22	48.989	51.386	49.266	49.967	49.558	58.392	49.379	50.047	51.487	49.069
23	50.159	55.246	52.395	48.549	48.925	58.004	50.915	52.273	55.217	48.561
24	52.237	49.584	50.407	47.497 !	49.266	54.522	48.088 !	48.790	51.386	48.223 !
25	50.757		49.885	48.778	49.188					54.844

Chronological Times

Lap n.	Driver 11	Driver 12	Driver 13	Driver 14	Driver 15	Driver 16	Driver 17	Driver 18	Driver 19	Driver 20
1	42.249	40.024								
2	52.826	50.344								
3	53.339	54.592								
4	49.035	48.894								
5	47.917 !	48.970								
6	50.240	50.034								
7	52.380	57.697								
8	48.723	54.438								

Race director: _____

Chronological Times

Lap n.	Driver 11	Driver 12	Driver 13	Driver 14	Driver 15	Driver 16	Driver 17	Driver 18	Driver 19	Driver 20
9	54.075	55.817								
10	1:00.520	49.960								
11	48.772	48.946								
12	47.985	54.480								
13	51.022	51.580								
14	51.820	47.908 !								
15	48.859	49.192								
16	56.209	56.008								
17	55.979	48.460								
18	49.012	49.631								
19	48.837	49.263								
20	51.073	50.412								
21	52.685	49.257								
22	52.517	49.855								
23	49.563	49.557								
24	52.850	50.664								

Race director: _____