















XXXIX EFRA EUROPEAN CHAMPIONSHIP

09-13 July 2019 SACILE ITALY

Cat.: [NITRO] 1/16 finals A Run: 1

RACE RESULTS

Pos.	Num	Driver	Laps	Total Time	Best Lap
1	1	155 Hofer Patrick 	25	0:20:02.006	0:46.913
2	2	102 Skidmore William 	25	0:20:10.488	0:47.508
3	8	25 Götzl Max U17 	25	0:20:12.102	0:47.348
4	11	63 Surget Julien 	25	0:20:12.370	0:47.152
5	5	146 Daras Alejandro 	25	0:20:12.991	0:46.513
6	4	99 Le Pavoux James 	25	0:20:25.413	0:47.409
7	10	31 Heinonen Ari 	25	0:20:32.466	0:47.340
8	12	7 Fortmueller Martin 	25	0:20:35.412	0:47.290
9	9	82 Paul Marcel 	25	0:20:36.028	0:47.894
10	3	56 Noble Maxime 	24	0:20:11.631	0:47.449
11	7	150 Berg Hampus U17 	24	0:20:22.818	0:47.193
12	6	98 Jones Lewis 	23	0:19:00.984	0:46.839

Best lap: Daras Alejandro in 0:46.513

Chronological Times

Lap n.	Driver 1	Driver 2	Driver 3	Driver 4	Driver 5	Driver 6	Driver 7	Driver 8	Driver 9	Driver 10
1	34.430	36.080	36.433	40.094	36.668	38.934	45.433	39.095	37.641	38.337
2	48.257	48.703	57.191	52.195	49.242	54.255	48.828	50.381	55.454	49.536
3	47.632	48.244	49.434	49.397	48.291	48.749	50.398	47.348 !	50.325	48.013
4	48.218	48.268	53.355	52.489	51.091	48.929	53.333	48.093	48.233	48.339
5	48.001	47.999	48.107	52.371	48.255	48.143	51.032	49.232	48.894	51.183
6	47.510	48.533	47.886	49.088	50.499	46.839 !	47.934	48.236	48.494	49.042
7	47.633	48.019	47.983	48.104	52.965	50.255	48.134	48.215	48.782	49.679
8	47.312	48.269	1:00.452	47.702	50.255	48.046	47.404	48.455	47.894 !	48.148
9	47.741	48.501	48.582	48.948	48.310	55.455	55.107	54.547	55.762	47.553
10	48.026	55.434	48.632	54.116	54.529	48.191	47.823	48.150	49.713	58.234
11	55.969	48.540	47.449 !	47.763	49.251	48.637	48.890	48.045	48.691	49.069
12	47.917	48.850	48.247	48.373	47.946	48.321	47.548	48.421	48.539	48.624
13	46.913 !	50.164	50.460	47.856	47.204	48.574	47.761	48.283	48.031	51.802
14	47.914	47.744	49.611	48.314	48.425	47.654	47.869	48.136	49.502	47.702
15	47.829	48.137	48.968	48.176	47.864	47.192	47.869	48.580	52.540	48.448
16	47.729	48.183	51.874	49.910	47.747	51.777	49.460	48.475	48.755	52.084
17	48.165	47.508 !	53.995	48.087	47.681	1:01.583	1:41.949	55.252	56.615	47.860
18	48.299	53.824	57.602	48.605	53.799	49.584	49.261	47.813	49.592	55.083
19	48.794	47.971	49.601	55.735	47.043	48.264	48.230	48.213	49.482	48.136
20	56.205	48.629	48.213	48.436	48.999	48.134	47.934	48.327	48.980	51.509
21	49.046	48.492	55.136	47.597	47.878	48.159	47.942	47.804	47.931	47.340 !
22	48.630	48.149	50.536	47.409 !	48.202	58.042	47.193 !	48.561	49.192	50.659
23	48.428	48.933	47.887	48.218	46.870	47.267	47.522	47.892	48.146	48.579
24	48.135	47.860	53.997	47.956	46.513 !		47.964	47.816	49.739	48.974
25	47.273	49.454		48.474	47.464			48.732	49.101	48.533

Chronological Times

Lap n.	Driver 11	Driver 12	Driver 13	Driver 14	Driver 15	Driver 16	Driver 17	Driver 18	Driver 19	Driver 20
1	38.515	40.400								
2	54.354	51.879								
3	47.681	51.891								
4	48.573	48.702								
5	47.509	52.781								
6	47.397	48.418								
7	49.004	50.871								
8	48.298	48.450								

Race director: _____

Chronological Times

Lap n.	Driver 11	Driver 12	Driver 13	Driver 14	Driver 15	Driver 16	Driver 17	Driver 18	Driver 19	Driver 20
9	47.373	57.335								
10	57.501	51.720								
11	47.152 !	47.958								
12	47.811	47.837								
13	48.285	47.290 !								
14	48.696	47.645								
15	47.869	49.319								
16	47.763	47.859								
17	48.057	57.890								
18	54.702	48.183								
19	48.156	48.748								
20	47.721	48.644								
21	48.659	49.443								
22	48.231	47.583								
23	47.485	48.682								
24	47.637	47.814								
25	47.941	48.070								

Race director: _____