















XXXIX EFRA EUROPEAN CHAMPIONSHIP

09-13 July 2019 SACILE ITALY

Cat.: [NITRO] 1/16 finals B Run: 1

RACE RESULTS

Pos.	Num	Driver	Laps	Total Time	Best Lap
1	5	114 Franzolini Gianmarco U17 	25	0:20:12.797	0:46.612
2	6	106 Baird Bradley 	25	0:20:21.817	0:47.730
3	7	58 Raboulin Pierre U17 	25	0:20:23.279	0:47.725
4	11	59 Robin Dan 	25	0:20:23.816	0:47.459
5	2	149 Vega Daniel +40 	25	0:20:25.352	0:47.823
6	9	124 Tescione Giuseppe 	25	0:20:30.690	0:47.002
7	1	21 Umfahrer Matthias 	25	0:20:31.948	0:46.687
8	10	41 Salonen Tomi +40 	25	0:20:44.228	0:46.983
9	8	120 Remia Alessandro 	25	0:20:45.141	0:47.352
10	4	52 Lot Jordan U17 	24	0:20:01.033	0:47.201
11	3	159 Pittet Jeremy 	23	0:18:59.436	0:47.805
12	12	74 Hinderer Tim 	23	0:21:05.252	0:47.052

Best lap: Franzolini Gianmarco U17 in 0:46.612

Chronological Times

Lap n.	Driver 1	Driver 2	Driver 3	Driver 4	Driver 5	Driver 6	Driver 7	Driver 8	Driver 9	Driver 10
1	34.175	35.156	35.605	39.016	36.441	41.796	41.094	37.374	40.829	39.751
2	46.687 !	49.026	57.147	48.045	47.986	48.683	48.060	47.663	47.701	54.202
3	48.359	49.841	47.805 !	49.128	48.147	51.464	48.197	49.013	48.256	47.219
4	49.081	50.553	49.375	51.492	46.612 !	48.578	48.968	53.280	48.118	49.872
5	48.086	49.028	48.493	48.344	47.847	49.730	48.524	50.135	49.094	50.753
6	49.605	48.875	48.522	47.890	47.416	48.327	48.545	48.119	48.894	56.114
7	50.510	48.280	47.808	50.213	46.975	47.853	48.582	48.009	48.603	47.658
8	48.635	50.186	48.992	47.352	49.828	48.088	48.255	53.676	47.708	50.691
9	47.490	55.352	56.528	1:03.385	47.266	48.496	48.372	53.449	47.833	47.619
10	55.723	48.175	48.390	55.917	56.360	54.726	54.595	49.735	53.936	59.391
11	50.044	47.913	48.301	48.968	47.536	47.805	48.490	47.894	48.193	47.907
12	48.435	48.385	48.594	47.744	55.224	48.129	47.725 !	47.453	49.191	46.986
13	49.062	49.616	49.812	48.047	47.765	48.261	48.032	48.114	48.189	50.281
14	48.949	47.823 !	48.128	47.246	49.027	48.688	48.302	53.437	50.049	48.837
15	48.005	48.089	50.063	51.448	48.666	48.252	48.213	47.352 !	48.022	48.533
16	54.400	52.086	49.280	55.495	51.777	47.785	54.172	48.676	49.490	46.983 !
17	49.297	48.879	57.058	47.201 !	47.498	47.730 !	54.711	58.193	47.723	49.643
18	48.540	56.972	48.490	49.856	56.802	49.802	48.317	50.920	1:07.430	49.006
19	1:00.975	49.008	50.055	49.310	48.434	56.573	49.172	48.033	48.523	59.463
20	49.446	48.976	53.222	48.385	46.994	49.252	49.207	49.433	47.397	48.094
21	51.187	49.068	49.117	49.056	47.389	48.905	48.934	47.588	52.174	47.153
22	47.235	48.331	48.939	48.993	47.798	48.208	48.243	52.714	50.806	47.768
23	49.467	48.936	49.712	57.159	47.793	48.667	49.726	54.782	48.156	47.535
24	50.656	48.583		51.343	47.104	48.011	48.339	48.764	47.373	50.847
25	47.899	48.215			48.112	48.008	48.504	51.335	47.002 !	51.922

Chronological Times

Lap n.	Driver 11	Driver 12	Driver 13	Driver 14	Driver 15	Driver 16	Driver 17	Driver 18	Driver 19	Driver 20
1	37.932	40.571								
2	47.965	54.679								
3	49.153	48.157								
4	49.283	51.913								
5	48.447	47.462								
6	47.857	51.233								
7	47.967	47.776								
8	47.459 !	49.910								

Race director: _____

Chronological Times

Lap n.	Driver 11	Driver 12	Driver 13	Driver 14	Driver 15	Driver 16	Driver 17	Driver 18	Driver 19	Driver 20
9	48.232	47.385								
10	54.334	1:02.149								
11	48.556	55.606								
12	48.590	47.750								
13	48.153	48.823								
14	53.275	49.155								
15	48.549	47.233								
16	49.665	1:45.144								
17	47.612	48.604								
18	56.749	49.082								
19	50.272	47.615								
20	48.719	51.002								
21	50.568	47.052 !								
22	48.520	50.024								
23	49.533	47.411								
24	48.229	1:09.516								
25	48.197									

Race director: _____