















XXXIX EFRA EUROPEAN CHAMPIONSHIP

09-13 July 2019 SACILE ITALY

Cat.: [NITRO] 1/8 finals A Run: 1

RACE RESULTS

Pos.	Num	Driver	Laps	Total Time	Best Lap
1	1	57 Auvinet Patrick 	26	0:20:35.311	0:46.393
2	4	18 Trieb Juergen 	26	0:20:53.715	0:46.418
3	5	131 Duraes Carlos 	25	0:20:00.936	0:46.798
4	3	3 Bauer Dominic 	25	0:20:01.207	0:47.067
5	2	129 Musso Thomas 	25	0:20:02.736	0:46.757
6	10	102 Skidmore William 	25	0:20:04.844	0:46.705
7	6	152 Palsson Jessica U17 	25	0:20:05.435	0:47.293
8	11	25 Götzl Max U17 	25	0:20:06.376	0:46.406
9	9	155 Hofer Patrick 	25	0:20:07.174	0:47.014
10	7	61 Sartel Jérôme 	25	0:20:27.727	0:47.019
11	12	63 Surget Julien 	25	0:20:38.959	0:47.009
12	8	83 Rönick Aaron 	2	0:01:30.545	0:53.816

Best lap: Auvinet Patrick in 0:46.393

Chronological Times

Lap n.	Driver 1	Driver 2	Driver 3	Driver 4	Driver 5	Driver 6	Driver 7	Driver 8	Driver 9	Driver 10
1	33.477	34.337	35.086	35.730	36.256	36.450	40.414	36.729	37.713	38.812
2	47.200	47.121	47.832	54.496	48.964	48.925	48.958	53.816 !	48.591	48.711
3	47.188	47.201	48.155	47.456	48.883	48.183	47.921		48.890	48.229
4	47.119	46.938	47.324	46.968	48.633	48.049	48.300		47.878	47.897
5	47.148	48.230	47.708	49.059	49.191	47.681	49.028		49.813	52.999
6	47.334	47.016	47.109	47.741	48.890	47.924	50.758		50.008	49.509
7	46.423	47.036	48.000	47.631	47.859	48.371	50.793		47.332	49.395
8	47.689	51.271	47.170	47.936	48.158	47.776	48.297		47.744	47.239
9	46.860	47.244	47.579	48.051	47.833	47.640	51.375		47.861	47.175
10	54.947	47.347	55.612	53.663	53.584	54.669	54.440		48.439	55.283
11	47.245	55.238	48.483	47.443	48.559	47.696	48.595		53.883	47.295
12	47.161	47.414	47.067 !	47.056	47.691	52.554	49.811		47.504	47.625
13	50.209	48.279	48.420	47.002	47.508	47.957	47.680		47.434	46.828
14	46.967	47.909	48.027	46.418 !	47.821	47.792	47.971		47.310	47.888
15	46.393 !	47.377	47.780	46.702	47.253	47.309	47.931		47.504	46.705 !
16	47.260	47.230	50.368	46.963	48.711	47.820	48.106		48.220	47.854
17	46.632	47.368	47.421	49.500	48.059	47.517	54.526		49.211	47.984
18	54.589	50.589	48.894	54.881	47.726	54.219	50.723		47.739	52.687
19	47.517	58.094	54.404	48.234	52.424	47.658	54.452		54.549	46.858
20	47.427	48.246	47.393	49.515	48.169	48.565	48.068		48.912	48.228
21	47.058	47.498	47.484	46.825	47.962	47.293 !	48.773		47.502	49.373
22	47.889	46.956	48.120	47.047	46.798 !	47.734	48.014		47.014 !	48.171
23	48.674	46.757 !	47.667	47.027	47.599	47.603	47.752		47.791	47.144
24	47.321	50.888	49.694	47.917	48.417	48.108	47.019 !		47.410	47.152
25	49.924	49.152	48.410	47.487	47.988	49.942	48.022		50.922	47.803
26	47.660			54.967						

Chronological Times

Lap n.	Driver 11	Driver 12	Driver 13	Driver 14	Driver 15	Driver 16	Driver 17	Driver 18	Driver 19	Driver 20
1	39.291	42.715								
2	48.779	50.026								
3	48.659	47.389								
4	47.617	47.552								
5	50.645	50.294								
6	50.882	48.712								
7	48.238	49.048								

Race director: _____

Chronological Times

Lap n.	Driver 11	Driver 12	Driver 13	Driver 14	Driver 15	Driver 16	Driver 17	Driver 18	Driver 19	Driver 20
8	46.960	49.927								
9	55.234	51.597								
10	47.273	52.490								
11	48.568	56.251								
12	47.202	48.007								
13	47.233	50.638								
14	47.735	47.009 !								
15	46.406 !	49.183								
16	47.770	48.680								
17	55.549	50.929								
18	47.190	47.427								
19	46.853	48.477								
20	47.742	58.652								
21	47.053	47.670								
22	47.442	49.869								
23	47.960	48.302								
24	49.098	49.342								
25	48.997	48.773								

Race director: _____